
COVER PAGE

Manuscript Title:
**Using Behavioral Outreach to Counteract Administrative
Burden and Encourage Take-up of Simplified Disability
Payment Rules**

Author(s) and affiliation(s)

Heinrich Hock
American Institutes for Research

John T. Jones
Social Security Administration

Michael Levere*
Mathematica

David Wittenburg
Mathematica

Address correspondence to Michael Levere at mlevere@mathematica-mpr.com.

Transparency: If published, the author(s) will provide the following (check all that apply):

- ☐ Open data
- ☒ Open materials
- ☐ Preregistration
- ☐ None of the above

PRELIMINARY DRAFT: DO NOT SHARE WITHOUT AUTHORS' PERMISSION

Manuscript Title:
**Using Behavioral Outreach to Counteract Administrative
Burden and Encourage Take-up of Simplified Disability
Payment Rules**

Abstract:

Take-up of employment programs among people with disabilities can be limited by the administrative burdens of decision-making, which must factor in the complexities of how work affects disability cash assistance payments. This study presents evidence on using outreach motivated by behavioral research to encourage enrollment in a pilot initiative with the Social Security Administration that simplified Social Security Disability Insurance payment rules. Because enrolling would leave some beneficiaries worse off, informed enrollment decisions required understanding both the complexities of current rules and potential effects of the new demonstration rules. We sought to counteract bottlenecks stemming from decision-making burdens through increased outreach with tailored messaging. A randomized controlled trial was used to test two features of a reminder postcard. First, we compared fold-over postcards containing information about the demonstration to open postcards with more generic information, finding that fold-over postcards increased enrollment by around 25 percent (or 0.12 percentage points). Second, we compared an urgent message framing with no stated enrollment end-date to a deadline framing with an explicit enrollment cutoff date. Although the final enrollment rate was similar across timeline framing options, the urgent framing appears to have resulted in faster enrollment.

Keywords: Messaging, Behavioral outreach, Program take-up, Randomized controlled trial, Disability employment

Policymakers who are interested in facilitating use of public programs can find it challenging to recruit participants, but tailored outreach can help address some bottlenecks that inhibit take-up. Substantive challenges can arise from administrative burdens facing potential participants who must make complicated determinations about whether enrollment is in their best interests (Currie, 2006; Herd et al. 2013; Riphahn, 2003; Remler et al., 2001). People may need to weigh the benefits of participating against the time and monetary costs of applying, the effort of learning about complex program rules, and any social stigma associated with participation. Other factors, such as procrastination and confusion, might further limit people’s capacity to “compare the expected costs and benefits” of participation (Bhargava & Manoli, 2015). Using behavioral insights to identify and address these burdens can lead to more effective outreach and streamlined application procedures, resulting in greater take-up of public programs (Herd et al., 2013; Richburg-Hayes et al., 2017; Summer & Thompson, 2008; Wright et al., 2017).

In this study, we present findings from research on the effectiveness of behavioral outreach efforts that sought to use these principles to counteract administrative burdens faced by Social Security Disability Insurance (SSDI) recipients potentially interested in the Promoting Opportunity Demonstration (POD). As directed by the U.S. Congress, the Social Security Administration (SSA) is conducting and evaluating POD, which simplifies the rules for how monthly earnings are related to SSDI cash benefits and seeks to reduce work disincentives. The decision to enroll in POD required understanding both current SSDI rules, which can be complex and confusing, and the new rules, which help only a subset of SSDI beneficiaries and leave some worse off. While POD offered a way for some to reduce the administrative burdens and fiscal limitations of current rules, enrolling required taking on

an additional burden to decide if the new rules would be preferable to the current rules despite the potential for an unfavorable outcome.

Recruitment and outreach for POD were motivated by past research (Gubits et al., 2013) suggesting that decision-making bottlenecks and social stigmas may have inhibited participation in a similar previous demonstration testing rules that were favorable for all SSDI beneficiaries. SSA used some of the options outlined by Herd et al. (2013) to reduce application burdens—for example, by only offering it to those who met core eligibility requirements. However, it was not feasible to incorporate other options such as auto-enrollment, which is precluded by law and would have been unethical given that some could be worse off under POD rules, or individualized, active engagement with all potential enrollees (given the size of the enrollment pool). We therefore worked with SSA to develop a recruitment approach that could attract enrollees while accurately conveying both sets of rules, as well as the benefits and risks of participation. Outreach included primary mailings of informational and enrollment materials and indirect efforts to raise awareness and provide opportunities to learn about POD, emphasizing information about the circumstances under which an SSDI beneficiary would be better off under POD rules. Together, these sought to support informed choice and facilitate enrollment among those likely to benefit from POD.

After initial challenges meeting enrollment targets for the evaluation of POD, we set out to augment the recruitment approach. These enhancements sought to address potential decision-making burdens and related bottlenecks through greater contact that included strategic messaging to improve awareness of POD or the enrollment timeline. We added an advance-notice postcard one week before each primary mailing and a reminder postcard around two weeks afterwards. To supplement these strategies, we also added a final

reminder postcard—the focus of this study—to provide a last nudge for those who had not responded to other outreach efforts. We designed the postcard based on the idea that some who could benefit from POD had not been fully engaged by other efforts, had not yet made up their minds, or had put off submitting enrollment materials.

We conducted a randomized experiment to assess two components of the final reminder postcard’s messaging:

1. ***Structure and language***, using either a fold-over postcard containing specific information about POD or an open postcard containing more generic information.¹
2. ***Timeline framing***, using either an urgent framing with an “act now” message and no stated end-date for enrollment or a deadline framing with “time left” message and an explicit enrollment cutoff date.

These message design choices were informed by a review of the behavioral insights literature, as well as research on prior SSA employment programs—as discussed in the next section. Crossing the two variants of each component resulted in four different versions of the final reminder postcards. The randomized design allowed us to answer primary research questions about the relative effectiveness of each messaging component and variant. In addition, we developed a quasi-experimental test to explore a secondary research question on the likely average effects of being sent *any* final reminder postcard.

We found that the fold-over postcard structure with specific information about POD increased the enrollment rate compared to the open postcard structure with more generic language. Although the timeline framing of the postcard did not affect the final enrollment rate, the urgent message framing appears to have resulted in earlier enrollments compared to the deadline framing. In the rest of this study, we provide additional details

about how the final reminder postcards fit into the broader context of POD recruitment efforts, the experimental methodology used to test the postcard’s components, findings from the experiment, and a discussion of implications.

POD Recruitment Efforts

POD simplifies SSDI “work-incentive” rules and may allow some beneficiaries to keep more of their cash benefits while working, but others either do not stand to gain from the new POD rules or could retain more of their cash benefits under current SSDI rules. The POD outreach strategy sought to encourage beneficiaries to enroll after making an informed choice based on whether they might fare better under POD than current rules. After some initial refinements, the core recruitment outreach strategy consisted of a primary mailing of informational and enrollment materials and two postcards. We sought to enhance these efforts by adding a final reminder postcard.

Overview of POD

POD incorporates a new benefit offset formula for SSDI beneficiaries, as required by Congress under the Bipartisan Budget Act of 2015 (Public Law 114-74, Section 823). Existing SSDI work-incentive rules are complex and change depending on a beneficiary’s earnings patterns over time (Appendix A). For example, beneficiaries continue to receive all SSDI benefits after initially returning to work, but may eventually lose their cash benefits completely after engaging in substantial work activity (with earnings above a threshold level set by SSA) for a sustained amount of time—a phenomenon commonly called the “cash cliff”. This complete loss of benefits may inhibit some beneficiaries from engaging in substantial work (Ruh & Staubli, 2019; Schimmel et al., 2011; Stapleton et al., 2006).

Qualitative evidence suggests that both the fear of losing benefits and confusion related to the complexity of SSDI rules can inhibit work (O'Day et al., 2016).

The goal of POD is to simplify work-incentive rules and facilitate work by reducing benefits gradually as earnings increase above an earnings threshold, but the rules also leave some beneficiaries financially worse off. The new rules are favorable for beneficiaries whose earnings regularly exceed the threshold for the cash cliff, potentially reducing the disincentive to work under current SSDI rules. Simplified rules could also reduce other, ongoing administrative burdens of the SSDI program in ways that both increase work and improve wellbeing. However, because the POD threshold is below the cash-cliff threshold, the new rules result in lower SSDI cash benefits, and thus lower total income from earnings and benefits, for workers with earnings between those two thresholds.

Take-up was an important concern for POD, which is being evaluated using a randomized controlled trial to assess impacts on work and benefit receipt outcomes. The demonstration needed to include a sufficient number of enrollees to reliably measure these impacts, but we expected that a relatively small share of eligible beneficiaries would enroll based on prior SSA work-incentive and employment support demonstration projects (Gubits et al., 2013; Stapleton et al., 2014). Qualitative findings from one of these demonstrations also highlighted decision-making burdens stemming from understanding SSDI work-incentive rules, changes to these rules, and social stigmas, as well the potential for delays and disengagement to limit enrollment (Gubits et al., 2013).

POD recruitment efforts

With this context in mind, recruitment efforts for POD sought to leverage principles from past research. A range of studies have shown how providing targeted information to

potential program participants can improve take-up (Armour, 2018; Bhargava & Manoli, 2015; Engström et al., 2019; Mastrobuoni, 2011). Even in situations where only a subset of potential participants stand to gain from a program and others could be worse off, targeted information and assistance can increase participation (Bettinger et al. 2012, Duflo and Saez 2003). Additionally, we incorporated a principle of repeated contact used to improve response rates to potentially burdensome surveys (Dillman, 1991).

The core recruitment effort centered on mailings containing primary study enrollment materials intended to provide information about POD and support informed consent among those interested in participating. We sent primary mailings to working-age SSDI beneficiaries who were eligible for POD in eight sites where SSA was conducting the demonstration from January to October 2018, with enrollment closing at the start of 2019.² The primary mailing included a letter, supplemental information describing the current and POD work-incentive rules, a consent form, and a short survey. Because it was critical for potential enrollees to make an informed decision about participating, the informational materials needed to provide an accurate depiction of the complex rules currently governing SSDI benefits and work and the changes introduced by POD, along with a sense of the circumstances under which someone might benefit or be worse off under POD rules.

The primary mailing was part of a broader direct outreach strategy that included multiple contacts with potential enrollees both before and after the primary mailing.³ About two weeks before the primary mailing, we sent an advance notification postcard intended to promote awareness of POD among interested beneficiaries. About two weeks after the primary mailing, we sent a reminder postcard encouraging beneficiaries to consider enrolling in the study. Results from a pilot test conducted during the first two months of POD

recruitment indicated that this reminder postcard resulted in an enrollment rate that was 1.5 times as large as the rate achieved if only sending a primary mailing. This pilot also tested the effectiveness of reminder phone calls, which were similarly effective as postcards but cost substantially more, leading us to focus on additional postcards in this final reminder effort. (Text messaging was not an option in this setting.) A separate report from the POD evaluation includes more details about outreach and recruitment, as well as information about how self-selected enrollees differ from SSDI beneficiaries who did not enroll in POD (Hock et al. 2020a).

Final reminder postcards

We sought to conduct additional outreach because it was not clear that ongoing recruitment efforts would attract enough enrollees to reliably evaluate POD. Together with SSA, we developed a second, final reminder postcard based on the success of the initial reminder postcard and the principle of repeated contact. We sent final reminder postcards to beneficiaries who had been included in primary mailings from July to September 2018. We focused on beneficiaries who had not yet enrolled and for whom we had valid contact information as of late October and early November 2018—that is, 5 to 14 weeks after the primary mailing. We also limited the sample to exclude those with the highest expected likelihood of enrollment (who were targeted for other outreach initiatives in late 2018) and those requiring special options for SSA notices (such as large print).⁴

We designed four versions of the postcard that could potentially address the enrollment decision-making burdens and bottlenecks described above in different ways. The four versions were the result of varying each of two messaging components:

1. Structure and language (fold-over versus open card). The fold-over postcard structure contained information specifically about POD. Beneficiaries had to take an active step to open this type of postcard, which displayed the POD logo, noted that POD might allow beneficiaries to keep SSDI benefits while working, and pointed them to the toll-free line and website for more information. In contrast, the open postcard structure contained less-specific information and displayed the SSA logo. Beneficiaries could immediately read this type of postcard, which described “an important SSA study” but did not mention POD directly (which would have revealed private information about receipt of SSDI benefits).
2. Timeline framing (urgent versus deadline). The urgent framing included an “act now” message indicating that time was running out to sign up for POD, but it did not specify a cutoff date for enrollment. The deadline framing stated the deadline for POD enrollment and used a “time left” message indicating that there was still a chance to sign up.

We did not include a “pure” control group (receiving no final reminder postcard) because evidence from the pilot test indicated that reminder postcards were effective at increasing enrollment, which was the proximal goal of enhanced outreach. Appendix B displays the four postcard versions.

We identified these messaging variations based on the behavioral insights literature. Making information more salient, as in the fold-over version of the postcard, can increase the effectiveness of messaging (Richburg-Hayes et al., 2017). Folded designs also have the potential to help distinguish outreach mailings from advertisements (Dillman, 1991). In addition, both highlighting urgency and including deadlines have been shown to increase

program participation (Amin et al., 2017; Darling et al., 2017; Wright et al., 2017; Richburg-Hayes et al., 2017). Knowles et al. (2017) conducted a field experiment on charitable giving showing that providing either a short deadline or no deadline increases giving relative to a farther off deadline, suggesting that the longer deadline might lead to inaction due to procrastination. Taubinsky (2014) also discusses deadlines and reminders in the context of a model of inattention and evidence from completion of online surveys over a brief study period. Implications from this study suggest that longer deadlines could lead to lower response rates than shorter deadlines, though many responses might still occur both shortly after a reminder or at or near the deadline. Our design was intended to complement the existing empirical evidence by measuring the overall effect of a non-urgent deadline on enrollment rates at the time of the deadline in the potentially distinctive context of taking up a program that may involve multiple years of prospective engagement. Additionally, as discussed below, we also conducted an exploratory assessment of whether this framing might have altered the timing of enrollment, which could be an important consideration for future recruitment efforts with time limits or other calendar constraints.

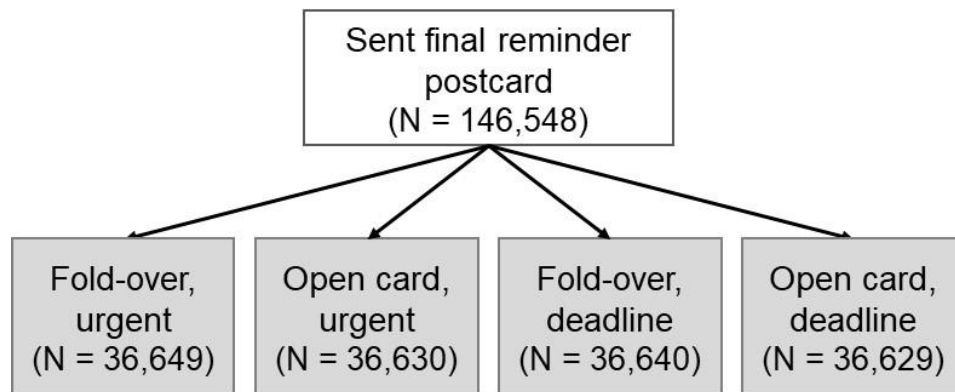
Methodology

We randomly assigned beneficiaries from the July–September primary mailings who met the criteria described earlier to be assigned to one of the four postcard versions (Figure 1). We stratified beneficiaries into groups by the month of the primary mailing and demonstration site. Within each stratum, we then assigned approximately 25 percent of the beneficiaries to each of the four postcard versions. The analysis sample consisted of 146,548 beneficiaries who met the criteria for being sent a final reminder postcard.⁵ Beneficiaries in

each of the four groups had comparable initial characteristics such as age, gender, SSDI duration, and primary diagnosis; we found no measurable differences in these characteristics across random assignment groups (see Appendix C).

Figure 1

Randomly assigning beneficiaries for the final reminder postcard experiment



Notes: Beneficiaries were selected for the experiment if they were sent a primary mailing, were not targeted for other concurrent outreach, and did not require special options for notices from SSA. Beneficiaries who had an invalid address or who responded to the primary mailing as of the date the postcards were printed were excluded from the sample.

To measure the impact of each postcard messaging component, we made comparisons that leveraged the random assignment design based on an intent-to-treat principle. For example, we measured the relative effectiveness of postcard structure based on the difference in enrollment rates between beneficiaries assigned to fold-over postcards and those assigned to open postcards. Similarly, we measured the relative effectiveness of timeline framing by comparing enrollment rates between groups of beneficiaries assigned to

urgent framing versus those assigned to deadline framing. In practice, we used a regression model that used fixed effects to account for the stratified random assignment by month of primary mailing and demonstration site. The model also accounted for potential heteroscedasticity using robust standard errors. The main model included binary indicators for each of the two messaging components, which allowed us to test the relative effectiveness of structure/language and timeline framing, and we also estimated alternative specifications that included interaction terms. Our primary results are for enrollment rates at the end of the recruitment period, but we also conducted exploratory tests examining enrollment at earlier dates to assess whether relative effectiveness changed over time.

In addition to the analysis of the experiment described in this study, we also developed a quasi-experimental test to assess the likely average effects of being sent *any* final reminder postcard based on benchmark enrollment rates of similar beneficiaries from earlier primary mailings (who were not sent this postcard). This comparison group included beneficiaries who were not sent the postcard because they were included in a primary mailing in June 2018 but otherwise met similar criteria described earlier to be eligible for the final reminder postcard. For groups of beneficiaries sent the final reminder postcard, we matched to beneficiaries from the June 2018 primary mailing with similar characteristics who had also not responded as of a similar number of days after the primary mailing to ensure the greatest comparability. Beneficiaries in the June 2018 primary mailing could contribute to the comparison group benchmark for none, some, or all of the primary weekly mailings in the postcard group. To measure the impacts of this postcard, we used a regression model to assess whether the enrollment rate was higher in the postcard group than in the comparison

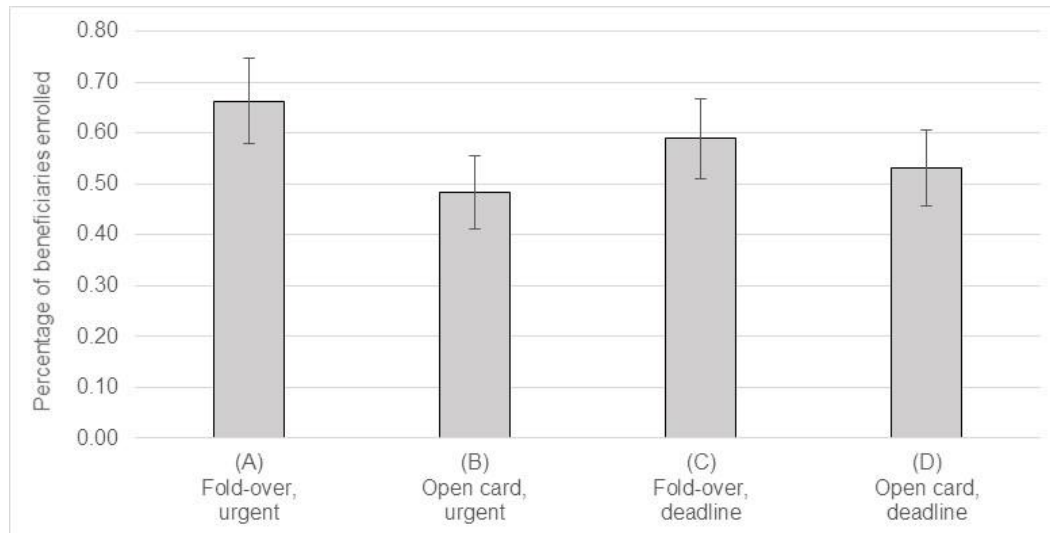
group. Additional details about the methodology from the quasi-experimental test are contained in a POD evaluation report (Hock et al. 2020b).

Findings

Among those sent a final reminder postcard, the share who enrolled in POD differed across the four versions (Figure 2 and the first panel of Table 1). Observed enrollment rates were highest for beneficiaries who were sent the fold-over postcard structure with an urgent framing and lowest for those sent the open postcard structure with an urgent framing. On average, about 0.57 percent of people sent a final reminder postcard enrolled. This corresponds to one quarter of the final enrollment rate (2.1%) among beneficiaries who were sent primary mailings and who might have been eligible for the postcard had they not responded (excluding those who would have been targeted for other outreach).⁶ As discussed below, our exploratory quasi-experimental analysis suggests that a slight majority of these enrollments would likely have occurred even without the final postcard.

Figure 2

Enrollment rates across versions of the final reminder postcard



Notes: The figure shows enrollment rates among beneficiaries who were sent each of the four versions of the final reminder postcard. Enrollment rates are estimated from a regression model that includes fixed effects to account for the stratified random assignment design. The 95 percent confidence interval uses heteroskedasticity robust standard errors.

The fold-over postcard structure led to a higher rate of enrollment than the open postcard. Combining information across the postcard versions using the regression model described above, we found that those who were sent fold-over postcards with more specific information about POD were 0.12 percentage points more likely to enroll than those sent an open postcard with more generic language (Table 1, second panel). This statistically significant difference represents a nearly one-quarter increase relative to the enrollment rate of 0.51 percent for the open postcard.

Final enrollment rates did not differ measurably across postcards using the urgent and deadline framings. By the close of enrollment, a little less than 0.6 percent of beneficiaries who were sent each type of timeline framing had enrolled in POD, and the difference in enrollment rates was statistically insignificant (Table 1, third panel). Additionally, no synergies were evident between the two messaging components; the fold-over postcard structure was equally effective when paired with either the urgent framing or the deadline framing (results not shown).

Table 1

Relative effectiveness of each postcard version and messaging component

	Enrollment rate (%)	Difference from base category (p.p.)	Standard error (p.p.)	<i>p</i> - value
Postcard version				
Open card, deadline framing [base category]	0.53	--	--	--
Fold-over, deadline framing	0.59	0.06	0.06	0.301
Open card, urgent framing	0.48	-0.05	0.05	0.349
Fold-over, urgent framing	0.66	0.13	0.06	0.022
Structure and language				
Open card versions [base category]	0.51			
Fold-over versions	0.63	0.12	0.04	0.003
Timeline framing				

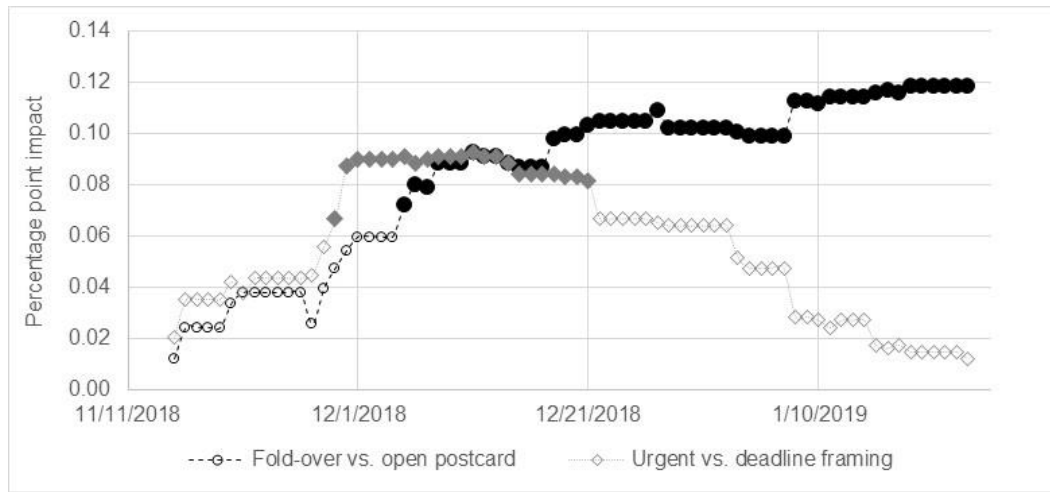
Deadline versions [base category]	0.56			
Urgent versions	0.57	0.01	0.04	0.756

Notes: Each panel estimates a separate regression model. The first panel assesses the relative impacts of each version of the postcard, compared to the open postcard with a deadline framing (the omitted category). The second panel assesses the impact of fold-over postcards relative to open postcards. The third panel assesses the impact of the urgent framing relative to the deadline framing. Estimates of significance are based on a two-tailed test using heteroskedasticity robust standard errors from a regression model that includes fixed effects to account for the stratified random assignment design. p.p = percentage points.

Although the urgent framing and deadline framing were similarly effective at the end of the enrollment period, the urgent framing was more effective early on. Results from secondary analyses examining effects at different points in time indicate that the urgent framing led people to respond faster, though this effect faded closer to the stated deadline (Figure 3). For example, as of the first week in December, the enrollment rate was 0.09 percentage points higher with the urgent framing than with the deadline framing. However, from that point on, the gap in enrollment between the two timeline framings began to narrow and continued to do so until the close of recruitment. This suggests that the urgent framing might have become less salient over time, that the deadline framing might have become more salient as the deadline approached, or both. In contrast, this secondary analysis showed that the measured effectiveness of the fold-over postcard structure relative to the open postcard structure grew consistently over time.

Figure 3

Relative effectiveness of each postcard messaging component over time



Notes: The figure shows estimated impacts on the enrollment rate over time using circles for the fold-over postcards compared to open postcards and diamonds for the urgent framing compared to the deadline framing. A circle or diamond marker that is solid (hollow) indicates that the corresponding impact estimate on that date is significantly (insignificantly) different from zero at the 5 percent level. For each messaging component, the difference between the maximum and minimum impact estimates is statistically significantly at the 5 percent level, indicating that the effectiveness changed over time. All postcards were mailed by November 2, 2018, so the figure only considers time points after which final reminder postcards were likely received.

The final reminder postcards themselves likely increased enrollment. Exploratory results suggest that the postcard group was more likely to enroll than the comparison group that was not sent the postcard (Appendix D). We estimated that 0.57 percent of people in the postcard group and 0.31 percent of those in the comparison group enrolled in POD.

Hence, the final reminder postcard might have almost doubled the enrollment rate among people who were sent this card. Additionally, though some versions of the postcard were relatively less effective (such as the open postcard variants), each version of the postcard still likely increased enrollment relative to the counterfactual of no postcard.

Discussion and Conclusion

The final reminder postcard experiment yielded a better understanding of how to design program outreach in ways that increased enrollment for POD. We suspected that outreach could help some SSDI beneficiaries overcome the hurdles of learning about both POD and current work-incentive rules, filling out forms, or other behavioral bottlenecks, thereby increasing take-up among those who concluded that the new rules might be more desirable (and less burdensome) for the period of the demonstration. When testing the effectiveness of each component of the postcard design, we determined that a fold-over postcard structure was particularly effective. However, while the fold-over postcard produced a large gain in enrollment (almost 25%) relative to the open postcard, the absolute increase in enrollment was only 0.1 percentage points, which potentially limits the external validity of these findings.

Several features of the fold-over postcard's structure and language could have influenced behaviors related to take-up. First, the recipient had to open the postcard to read it. Second, the fold-over postcard contained more specific information about POD, whereas the open postcard referenced "an important study." Additionally, the fold-over postcard displayed the POD logo instead of the SSA logo and used slightly different language indicating the voluntary nature of the study. Taken as a whole, these differences might have

made the fold-over postcard appear more personalized and engaging, or facilitated sustained action, thereby leading more to enroll in POD.

Although the timeline framing of messaging did not affect final enrollment rates for POD, our exploratory analysis indicated that the urgent framing appeared to result in faster enrollment than the deadline framing. These findings are consistent with previous literature on deadlines and reminders (e.g., Knowles et al. 2017, Taubinsky 2014), although we consider a potentially distinct behavior (program take-up versus charitable giving or completing online surveys). When the postcards were initially sent, the deadline was about two months away, leading to potential inattention due to a lack of urgency. The urgent message might have temporarily reduced this type of inattention through an “interruption” that re-focused recipients on POD enrollment, given that this message generated significantly greater enrollment early on. In contrast, as the deadline approached, those sent the deadline framing became relatively more likely to enroll than those sent the urgent framing, leading the positive impact of the urgent framing to disappear. Thus, the approaching deadline might have separately re-focused potential enrollees by triggering their memories. However, it may be important to verify these patterns in future research because they did not follow from this study’s primary experimental test; interpretation of these exploratory findings might be limited by factors not accounted for in our design and analysis.

Additional results from a separate quasi-experimental test of the overall effectiveness of the final reminder postcard also suggested that, on average, this postcard likely produced substantial increases in take-up. Together with experimental estimates of the impact of the first set of reminder postcards, these results suggest a general pattern of more contact with beneficiaries leading to greater enrollment, which aligns both with past research on program

take-up (Richburg-Hayes et al., 2017) and similar research in the context of survey response rates (Dillman 1991). However, this study emphasizes the potential importance of *how* such contact occurs, similar to recent research about types of contact in the context of enrollment in social programs (Engström et al. 2019; Richburg-Hayes et al., 2017), particularly given declining incremental gains from additional efforts. That said, the study can only speak to the effects of different forms of contact on enrollment; it cannot provide insights about whether low overall enrollment was due to unaddressed decision-making bottlenecks versus an explicit understanding that POD could adversely affect total income (or other rational reasons).

The findings of this study also highlight the potential for refining outreach to increase take-up of work-related initiatives for people with disabilities, which could be of critical importance for them to achieve self-sufficiency. Although 40 to 45 percent of SSDI beneficiaries want or expect to work, only one-third of these work-oriented beneficiaries are employed or searching for jobs (Livermore et al., 2020). Less than half of work-oriented beneficiaries are aware of key SSA work supports (Livermore et al., 2020). Limited awareness along with other decision-making bottlenecks could explain the low take up of other work-incentive and employment support demonstrations discussed previously (Gubits et al., 2013; Stapleton et al., 2014). However, our findings indicate that it was possible during the course of a few months to increase voluntary enrollment in POD by enhancing outreach for the demonstration. Given the range of mechanisms whereby outreach could have addressed the burden of decision-making and take-up, future work could provide deeper insights about the mechanism(s) underlying changes in enrollment by testing additional variations concurrently—for example, varying a postcard’s physical design independently from the

information it contains. Nonetheless, our results further reinforce the broad value of tailored, strategic messaging as a way to address bottlenecks that might inhibit take-up of employment programs among people with disabilities.

Acknowledgment

We are grateful for the ongoing guidance and insightful feedback provided by SSA staff, including Jeffrey Hemmeter and Marion McCoy, and two anonymous referees. Additionally Laura Kosar, Stacie Feldman, Karen Katz, Chris Rodger, and Robert Sheaff led or supported POD recruitment efforts related to the postcard experiment, and Liz Potamites provided key programming support. We also wish to thank Gina Livermore for valuable feedback on early versions of the paper.

Notes

1. In addition to the design of the postcard (fold-over versus open) and the language (specific versus general), several other aspects of the two types of postcard structure differed. For example, the fold-over postcard structure indicated that it was the beneficiary's choice to enroll, while the open postcard structure indicated that a beneficiary only needed to respond if they wanted to sign up for the study. Additionally, the fold-over postcard structure had a POD logo while the open postcard structure had the SSA logo. Hence, differences in enrollment between the fold-over and open postcard structures reflect all of these differences.
2. SSA identified this pool of beneficiaries as those who, at the time of recruitment, were living in a site where POD was being tested, were at least age 20 and under age 62 for

the duration of the project, were entitled to SSDI based on their own past earnings (and not entitled to SSDI as a dependent), were either receiving SSDI benefits or had their benefits suspended due to work, and were not participating in any other SSA demonstration project, among other criteria.

3. Additional, indirect outreach for POD included a toll-free telephone line and website, as well as engagement with community organizations that help SSDI beneficiaries make enrollment decisions.
4. At the same time we sent the postcard, we sent a letter highlighting the benefits of POD for people who regularly had high earnings. We targeted this letter toward people with a recent history of earnings above SSA's Trial Work Period level (\$850 per month in 2018), since the enrollment rate through the summer of 2018 for this group had been twice as high as for others. In total, 8.2 percent of people potentially eligible to enroll in POD had such recent earnings. To avoid duplicated effort or confusion, the final reminder postcard tested in the experiment was reserved for beneficiaries without such an earnings history. We also excluded from the experiment blind or visually impaired SSDI beneficiaries who selected alternative options for receiving SSA notices (for example Braille, large print, or audio recordings).
5. The analysis sample excluded a small set of people (195 beneficiaries) who enrolled between when we identified the experimental sample and when the final reminder postcard was mailed.
6. As noted previously, those eligible for the postcard exclude those with high earnings (because they were targeted for other concurrent outreach), those who had already

responded to previous forms of outreach (because the subsequent outreach would not affect them), and those who require special options for SSA notices.

References

- Amin, S., Chojnacki, G., Moorthy, A., Perez-Johnson, I., Darling, M., & Lefkowitz, J. (2017). *Using behavioral insights to increase retirement savings: trial design and findings* (Research report submitted to the U.S. Department of Labor). Washington, DC: Mathematica Policy Research.
- Armour, P. (2018). The role of information in disability insurance application: An analysis of the Social Security statement phase-in. *American Economic Journal: Economic Policy*, 10(3), 1-41.
- Bettinger, E., Long, B.T., Oreopoulos, P., & Sanbonmatsu, L. (2012). The role of application assistance and information in college decisions: Results from the H&R Block FAFSA experiment. *The Quarterly Journal of Economics*, 127(3), 1205-1242.
- Bhargava, S., & Manoli, D. (2015). Psychological frictions and the incomplete take-up of social benefits: Evidence from an IRS field experiment. *American Economic Review*, 105(11), 1-42.
- Currie, J. (2006). The take-up of social benefits. In A. Auerbach, D. Card, & J. Quigley (Eds.), *Public Policy and the Income Distribution* (pp. 80-148). New York: Russell Sage Foundation.
- Darling, M., O’Leary, C., Perez-Johnson, I., Lefkowitz, J., Kline, K., Damerow, B., Eberts, R., Amin, S., & Chojnacki, G. (2017). *Using behavioral insights to improve take-up of a reemployment program: Trial design and findings* (Research report submitted to the U.S. Department of Labor). Washington, DC: Mathematica Policy Research.

- Dillman, D. (1991). The design and administration of mail surveys. *Annual Review of Sociology*, 17, 225-249.
- Duflo, E., & Saez, E. (2003). The role of information and social interactions in retirement plan decisions: Evidence from a randomized experiment. *The Quarterly Journal of Economics*, 118(3), 815–842.
- Engström, P., Forsell, E., Hagen, J., & Stefánsson, A. (2019). Increasing the take-up of the housing allowance among Swedish pensioners: A field experiment. *International Tax and Public Finance*, 26, 1353–1382.
- Gubits, D., Cook, R., Bell, S., Derr, M., Berk, J., Person, A., Stapleton, D., Hoffman, D., & Wittenburg, D. (2013). *BOND Implementation and Evaluation: Stage 2 Early Assessment Report* (Technical Report submitted to the Social Security Administration). Cambridge, MA: Abt Associates.
- Herd, P., DeLeire, T., Harvey, H., & Moynihan, D. P. (2013). Shifting administrative burden to the state: The case of Medicaid take-up. *Public Administration Review*, 73(S1): S69–S81.
- Hock, H., Wittenburg, D., Levere, M., Denny-Brown, N., & Gordon, H. (2020a). *Promoting Opportunity Demonstration: Recruitment and Random Assignment Report*. (Research Report submitted to the Social Security Administration). Washington, DC: Mathematica.
- Hock, H., Levere, M., & Wittenburg, D. (2020b). *Promoting Opportunity Demonstration: Effectiveness of Reminder Messages for Recruitment*. (Research Report submitted to the Social Security Administration). Washington, DC: Mathematica.
- Knowles, S., Servátka, M., Sullivan, T., & Genç, M. (2017). Deadlines, Procrastination, and Forgetting in Charitable Tasks: A Field Experiment. Munich Personal RePEc Archive Paper

No. 83242 (available online at https://mpra.ub.uni-muenchen.de/83242/9/MPRA_paper_83242.pdf)

Livermore, G., Shenk, S., and Sevak, P. (2020). *Profile of SSI and DI beneficiaries with work goals and expectations in 2015* (Disability Research Consortium Data Brief 2020-01). Washington, DC: Mathematica, Center for Studying Disability Policy.

Mastrobuoni, G. (2011). The role of information for retirement behavior: Evidence based on the stepwise introduction of the Social Security statement. *Journal of Public Economics*, 95(7), 913–925.

O'Day, B., Martin, F., Burak, H., Freeman, G., Feeney, K., Lim, G., Kelley, E., & Morrison, K. (2016) *Employment experiences of young adults and high earners who receive Social Security disability benefits: Findings from semistructured interviews* (Research Report submitted to the Social Security Administration). Washington, DC: Mathematica Policy Research.

Remler, D. K., Rachlin, J. E., & Glied, S. A. (2001). *What can the take-up of other programs teach us about how to improve take-up of health insurance programs?* (NBER Working Paper No. 8185). Cambridge, MA: National Bureau for Economic Research.

Richburg-Hayes, L., Anzelone, C., Dechausay, N., & Landers, P. (2017). *Nudging change in human services: Final report of the behavioral interventions to advance self-sufficiency project* (OPRE Report 2017-23). Washington, DC: Office of Planning, Research, and Evaluation, Administration for Children and Families, U.S. Department of Health and Human Services.

Riphahn, R. T. (2003). Rational poverty or poor rationality? The take-up of social assistance benefits. *Review of Income and Wealth*, 47(3), 379–398.

Ruh, P., & Staubli, S. (2019). Financial incentives and earnings of disability insurance recipients: Evidence from a notch design. *American Economic Journal: Economic Policy*, 11(2), 269–300.

Schimmel, J., Stapleton, D. C., and Song, J. G. (2011). How common is "parking" among Social Security Disability Insurance beneficiaries? Evidence from the 1999 change in the earnings level of substantial gainful activity. *Social Security Bulletin*, 71(4), 77–92.

Stapleton, D., Mamun, A., & Page, J. (2014). Initial impacts of the Ticket to Work program: Estimates based on exogenous variation in Ticket mail months. *IZA Journal of Labor Policy*, 3(6): 1–24. (Online only: <https://doi.org/10.1186/2193-9004-3-6>.)

Stapleton, D. C., O'Day, B. L., Livermore, G. A., and Imparato, A. J. (2006). Dismantling the poverty trap: Disability policy for the twenty-first century. *The Milbank Quarterly*, 84(4): 701–732.

Summer, Laura, and Jennifer Thompson. (2008). *Best practices to improve take-up rates in health insurance programs* (Research report submitted to the U.S. Department of Health and Human Services). Washington, DC: Office of the Assistant Secretary for Planning and Evaluation, U.S. Department of Health and Human Services.

Taubinsky, D. (2014). From Intentions to Actions: A Model and Experimental Evidence of Inattentive Choice. Harvard University working paper (available online at <https://docs.google.com/viewer?a=v&pid=sites&srcid=ZGVmYXVsdGRvbWFpbXkbWl0cnlwYXBlcuN8Z3g6NmIzYWM0MWIwNTc4MjkwNQ>)

Wright, B., Garcia-Alexander, G., Weller, M., & Baicker, K. (2017). Low-cost behavioral nudges increase Medicaid take-up among eligible residents of Oregon. *Health Affairs*, 36(5), 838–845.

Appendix

Appendix A. Comparison of current SSDI rules to POD rules

Work-incentive rules	Description
Current rules	<p>Current rules for SSDI beneficiaries who work are complex and have provisions that result in a complete loss of SSDI benefits. These rules do not result in any reductions in benefits during the Trial Work Period (TWP), defined as a period when beneficiaries earn above a certain monthly threshold (\$850 in 2018), or during other months in which they earn less than that threshold. The TWP is limited to nine months over a five-year period.</p> <p>After the TWP ends, SSA begins to assess adjusted earnings (the resulting amount after making deductions from gross earnings for Impairment-Related Work Expenses, sick pay, vacation pay, and subsidies). When beneficiaries' adjusted earnings first exceed the Substantial Gainful Activity (SGA) monthly earnings amount (\$1,180 in 2018) after the TWP ends, they enter a three-month "grace period" during which they continue to receive a full benefit check irrespective of how much they earn.</p> <p>Subsequent SGA-level earnings in any month after the grace period results in a loss of cash benefits. During the first 36 months after the TWP ends, benefits are reduced to \$0 in any month in which a beneficiary earns above the SGA amount (except grace period</p>

months) and resume when earnings falls below SGA; thereafter SSA terminates cash benefits for monthly earnings above the SGA amount. This total loss of cash benefits for earnings in excess of the SGA amount is referred to by researchers and administrators as a “cash cliff.”


POD rules	<p>POD simplifies SSDI rules and replaces the cash cliff with a benefit offset “ramp.” POD eliminates the TWP and grace period, and cash benefits are adjusted using a uniform offset rule as earnings increase. Specifically, the new benefit offset reduces benefits by \$1 for every \$2 earned above the higher of (1) the POD threshold, which aligns with the TWP threshold, and (2) the beneficiary’s approved Impairment-Related Work Expenses (up to a maximum of the SGA amount).</p> <p>Based on the evaluation design for POD, half of the beneficiaries who are subject to POD rules face termination of cash benefits if the offset reduces their benefits to \$0 for 12 consecutive months. The other half are not subject to termination based on the amount of the offset.</p>
-----------	---

Notes: Hock et al. (2020a) provide additional details about current SSDI rules, POD rules, and the POD evaluation.

Appendix B. Four versions of the final reminder postcards

(A) Fold-over structure, urgent framing

Promoting Opportunity Demonstration




Time is running out to sign up for the Promoting Opportunity Demonstration (POD). POD may offer the chance to keep more Social Security Disability cash benefits while working.

We recently mailed you a package with more information and enrollment forms. **Act now and enroll today!**

To sign up, please fill out and return the enrollment forms we sent you. If you need another copy, please call 1-888-771-9188.

It is your choice to enroll. To find out if POD is right for you, check out the details at www.PODSSA.org.

(B) Open card structure, urgent framing



The U.S. Social Security Administration (SSA) is working with Mathematica Policy Research on an important study. We recently mailed you a package with more information and enrollment forms.


Time is running out to sign up for this study. **Act now and enroll today!**

To sign up, please fill out and return the enrollment forms we sent you. If you need another copy, please call 1-888-771-9188.

You only need to respond if you want to sign up for this study.

(C) Fold-over structure, deadline framing

Promoting Opportunity Demonstration




There is still time to sign up for the Promoting Opportunity Demonstration (POD). POD may offer the chance to keep more Social Security Disability cash benefits while working.

We recently mailed you a package with more information and enrollment forms. **Enrollment ends December 31, 2018.**

To sign up, please fill out and return the enrollment forms we sent you. If you need another copy, please call 1-888-771-9188.

It is your choice to sign up for POD. To find out if POD is right for you, check out the details at www.PODSSA.org.

(D) Open card structure, deadline framing



The U.S. Social Security Administration (SSA) is working with Mathematica Policy Research on an important study. We recently mailed you a package with more information and enrollment forms.

There is still time to sign up for this study! **Enrollment ends December 31, 2018.**

To sign up, please fill out and return the enrollment forms we sent you. If you need another copy, please call 1-888-771-9188.

You only need to respond if you want to sign up for this study.

Appendix C. Characteristics of beneficiaries assigned to the four final reminder postcard versions at the time of random assignment

	Final reminder postcard version				Joint <i>p</i> -value
	Fold over, act now	Open card, act now	Fold over, time left	Open card, time left	
Age (years)	47.7	47.7	47.7	47.7	0.974
Female	49.2	49.4	49.6	49.4	0.813
SSDI duration (months)	91.4	91.4	90.9	91.5	0.731
Concurrent Supplemental Security Income benefits	13.5	13.1	13.2	13.3	0.270
Has representative payee	12.2	11.7	12.0	12.2	0.164
Diagnosis category					
Neoplasms	3.5	3.5	3.5	3.5	0.999
Mental disorders	31.1	30.9	30.7	31.1	0.668
Back or musculoskeletal	26.6	26.5	27.0	26.6	0.413
Nervous system	7.7	7.9	7.8	7.9	0.612
Circulatory system	7.3	7.4	7.3	7.4	0.919
Genitourinary system	3.3	3.3	3.3	3.3	0.961
Injuries	4.3	4.3	4.3	4.3	1.000
Respiratory system	1.9	1.7	1.8	1.8	0.167
Severe visual impairments	1.9	1.9	1.9	1.9	1.000

Digestive system	1.8	2.0	1.9	1.8	0.129
Other impairments	8.0	8.0	7.8	7.7	0.356
Sample size	36,649	36,630	36,640	36,629	

Notes: All values are expressed as percentages unless otherwise noted.

Appendix D. Quasi-experimental results on overall effectiveness of final reminder postcards compared to a comparison group

	Enrollment rate	Difference from base category	Standard error	<i>p</i> - value
Comparison group [base category]	0.31	--	--	--
Postcard group	0.57	0.26	0.04	0.000

Notes: Estimates of significance are based on a two-tailed test using cluster robust standard errors from a regression model that includes fixed effects to account for how beneficiaries were initially divided across primary mailings (which was critical for identifying the comparison group). For further details on the methodology, see Hock et al. (2020b).